

Individual Report for Matthew Nelsen (POLI_SCI_220-0_20: American Government & Politics)

Course and Teacher Evaluations CTEC Fall 2018

Project Audience 63

Responses Received 45

Response Ratio 71.4%

Report Comments

Course and Teacher Evaluations are intended solely for the use of faculty, staff and students of Northwestern University. Any reproduction, republication or redistribution of this site's content is prohibited without the express permission of Northwestern University.

For more information about the CTEC Guidelines please visit our website:
<http://www.northwestern.edu/ctec/guidelines/index.html>

Creation Date Wed, Dec 19, 2018

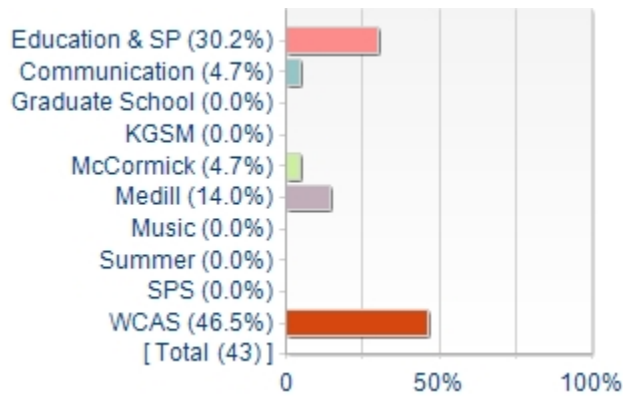
Northwestern University

Course Evaluations

Teaching Assistant	Course
Matthew Nelsen	POLI_SCI_220-0_20: American Government & Politics

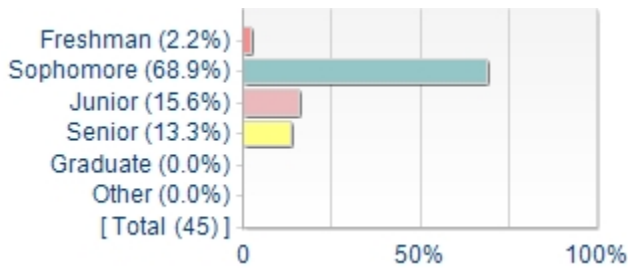
DEMOGRAPHICS

Your School



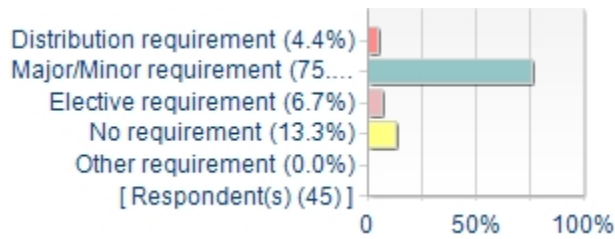
Options	Count	Percentage
Education & SP	13	30.2%
Communication	2	4.7%
Graduate School	0	0.0%
KGSM	0	0.0%
McCormick	2	4.7%
Medill	6	14.0%
Music	0	0.0%
Summer	0	0.0%
SPS	0	0.0%
WCAS	20	46.5%

Your Class



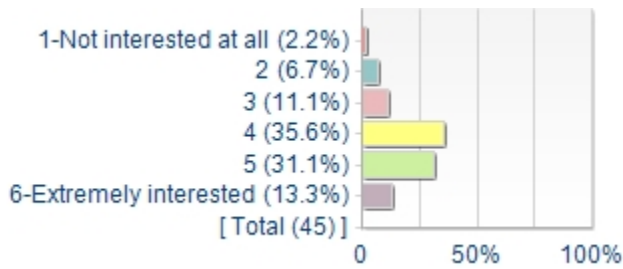
Options	Count	Percentage
Freshman	1	2.2%
Sophomore	31	68.9%
Junior	7	15.6%
Senior	6	13.3%
Graduate	0	0.0%
Other	0	0.0%

What is your reason for taking the course? (mark all that apply)



Options	Count	Percentage
Distribution requirement	2	4.4%
Major/Minor requirement	34	75.6%
Elective requirement	3	6.7%
No requirement	6	13.3%
Other requirement	0	0.0%
Respondent(s)	45	

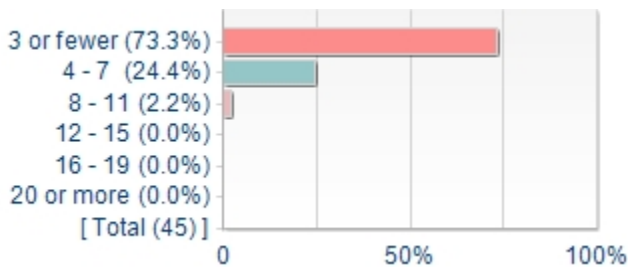
What was your interest in this subject before taking the course?



Options	Count	Percentage
1-Not interested at all	1	2.2%
2	3	6.7%
3	5	11.1%
4	16	35.6%
5	14	31.1%
6-Extremely interested	6	13.3%

TIME-SURVEY QUESTION

Estimate the average number of hours per week you spent on this course outside of class and lab time.

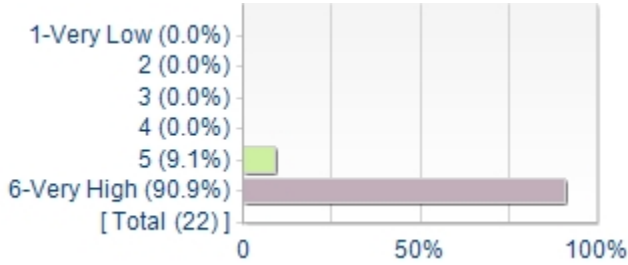


Options	Count	Percentage
3 or fewer	33	73.3%
4 - 7	11	24.4%
8 - 11	1	2.2%
12 - 15	0	0.0%
16 - 19	0	0.0%
20 or more	0	0.0%

TA QUESTIONS

Please rate the TA on the following criteria:

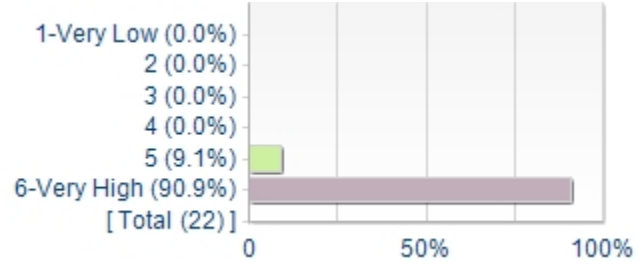
1. The TA was able to answer the students' questions adequately.



Options	Score	Count	Percentage
1-Very Low	1	0	0.0%
2	2	0	0.0%
3	3	0	0.0%
4	4	0	0.0%
5	5	2	9.1%
6-Very High	6	20	90.9%

Statistics	Value
Response Count	22
Mean	5.91
Median	6.00
Standard Deviation	0.29

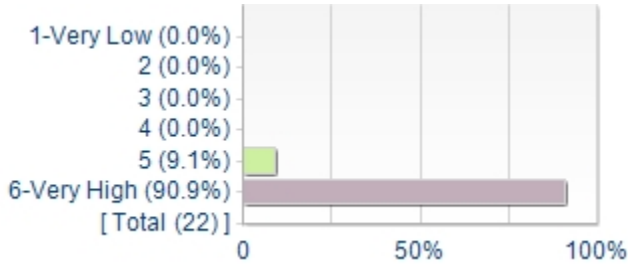
2. The TA was well prepared for each session.



Options	Score	Count	Percentage
1-Very Low	1	0	0.0%
2	2	0	0.0%
3	3	0	0.0%
4	4	0	0.0%
5	5	2	9.1%
6-Very High	6	20	90.9%

Statistics	Value
Response Count	22
Mean	5.91
Median	6.00
Standard Deviation	0.29

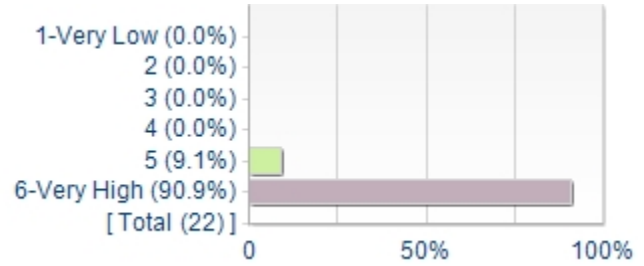
3. The TA communicated ideas in a clear manner.



Options	Score	Count	Percentage
1-Very Low	1	0	0.0%
2	2	0	0.0%
3	3	0	0.0%
4	4	0	0.0%
5	5	2	9.1%
6-Very High	6	20	90.9%

Statistics	Value
Response Count	22
Mean	5.91
Median	6.00
Standard Deviation	0.29

4. The TA showed strong interest in teaching the course.



Options	Score	Count	Percentage
1-Very Low	1	0	0.0%
2	2	0	0.0%
3	3	0	0.0%
4	4	0	0.0%
5	5	2	9.1%
6-Very High	6	20	90.9%

Statistics	Value
Response Count	22
Mean	5.91
Median	6.00
Standard Deviation	0.29

OPEN-ENDED QUESTIONS

What are the primary strengths and weaknesses of the teaching assistant?

Comments

I thought he was very effective in making the more complicated readings seem simple. He was obviously interested in the topics and always facilitated interesting conversations in discussion.

Matt always came to section prepared and made sure we all understood the readings and class material. I had a great experience working with him!

Didn't have this TA

awesome TA! really wants students to succeed & very good at explaining ideas clearly

Matt is the best!! He really wants his students to do succeed.

Matthew was an awesome TA, his strengths I say would be how engaging he is, his knowledge on the subject and ability to highlight the most important ideas, and his ability to include student opinion in the discussion of some heavy readings. There were no weaknesses

I really enjoyed his section. Very to the point and always really useful in consolidating my knowledge! Wish the sections were maybe 10 mins longer because sometimes we ran out of time

section was by far the best part of this class. Matthew was awesome, so engaging and interesting, made everything much more clear. loved it.

The TA was very knowledgeable about the subject. His slides were interesting and straightforward. In occasion, I enjoyed the discussion section more than the actual lecture because of how clear Matt's comments on the readings were.

Matt is super helpful. He is always willing to meet with students and has a great understanding of the concepts.

In addition to being well prepared and all of that, Matthew was so so great because he is attentive to students and is able to really connect with students. He really taught in a way that every student felt engaged and appreciated.

Mathew wasn't my section leader and thus I don't think it would be fair to grade him.

He was always prepared for discussion sections and his slides were extremely helpful!

best TA I've ever had. Gonna be a good professor someday.

Literally no weaknesses. Matt is the best TA I have had at Northwestern so far.

I've had Matt as my TA twice. Both times he has gone above and beyond.

Matt was great and extremely prepared for every discussion! He had critical perspectives on all of the topics and was always extremely helpful in office hours. his slides from discussion are the reason i did well on the midterm!

He was super clear, knew each student personally, and was passionate about the material.

Incredible TA - more interesting than the class itself.

Matt was the best TA I've had at Northwestern. He was always prepared for discussion and was super helpful outside of class. He was knowledgeable and passionate about the material. He made this class the great experience that it was.